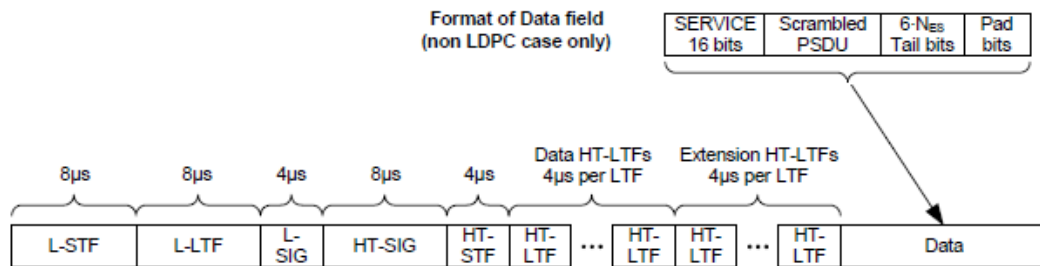


---

**Question: 1**

---

What HT PPDU format is shown in the exhibit?



- A. HT-mixed format
- B. HT-greenfield format
- C. Non-HT format
- D. Non-HT duplicate format
- E. Dual Training Field format
- F. ERP-OFDM format

---

**Answer: A**

---

---

**Question: 2**

---

What is the purpose of a PHY preamble?

- A. It provides the receiver(s) with an opportunity for RF channel synchronization prior to the start of the PLCP header.
- B. It communicates important information about the PSDU's length, rate, and upper layer protocol-related parameters.
- C. It provides a cyclic redundancy check (CRC) for the receiving station to validate that the PLCP header was received correctly.
- D. It indicates to the PHY the modulation that shall be used for transmission (and reception) of the PSDU.

---

**Answer: A**

---

---

**Question: 3**

---

When a 5 GHz HT station in a 40 MHz BSS desires to protect a 40 MHz transmission from an OFDM station using an RTS/CTS or CTS-to-Self exchange, what frame format is used for the RTS and/or CTS frames?

- A. HT-mixed format
- B. HT-greenfield format
- C. Dual-CTS

- D. Non-HT Duplicate
- E. Phased Coexistence PPDU

---

**Answer: D**

---

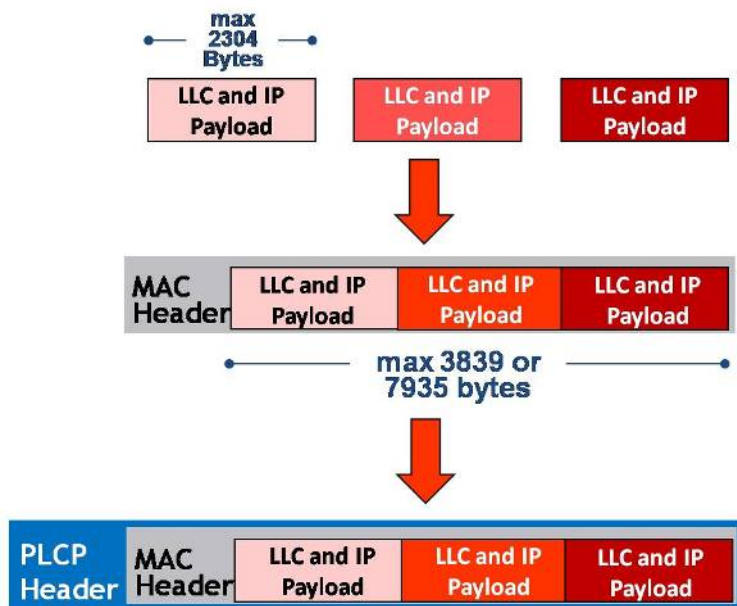


---

**Question: 4**

---

What IEEE 802.11 technology is illustrated by the exhibit?



- A. Fragmentation
- B. TCP Fragment Bursting
- C. A-MSDU
- D. A-MPDU
- E. U-APSD
- F. Jumbo frames

---

**Answer: C**

---



---

**Question: 5**

---

Which statements are true regarding Beacons from an AP in an HT infrastructure BSS that is configured with multiple WLAN profiles? (Choose 3)

- A. Beacons can be disabled for security purposes.
- B. The BSSID and Source Address are always the same.
- C. The Destination Address is always FF:FF:FF:FF:FF:FF.
- D. The Receiver address and the BSSID are always the same.
- E. When the SSID is "hidden," the ESS subfield of the Capability Information field distinguishes one BSS from another.

- F. All Beacons generated by APs contain a TIM information element.
- G. The Beacon interval must be the same for all WLANs (SSIDs) supported by a single AP

---

**Answer: B, C, F**

---

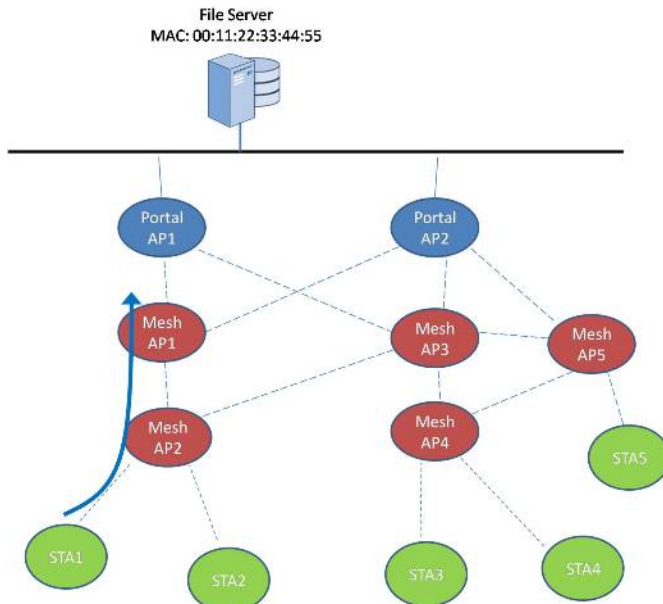


---

**Question: 6**

---

Using the exhibit as a reference, answer the following.



STA1 sent a data frame to Mesh AP2 destined for a local file server on the same subnet with MAC address 00:11:22:33:44:55. Mesh AP2's mesh forwarding algorithm determined that the frame should be forwarded through Mesh AP1. In the frame sent from Mesh AP2 to Mesh AP1, what is true of the contents of the MAC header? (Choose 3)

- A. SA = Mesh AP2's MAC Address
- B. RA = Mesh AP1's MAC Address
- C. TA = STA1's MAC Address
- D. DA = 00:11:22:33:44:55
- E. To DS = 0
- F. From DS = 1

---

**Answer: B, D, F**

---